



Vitop® S Connector


The S Connector is designed to ensure clean, fast, economic, reliable and tight connections to pump or gravity distribution systems used in pubs and restaurants.



It is extremely easy to undo and clean; the manipulation takes only a few seconds, which makes its use very simple and intuitive.

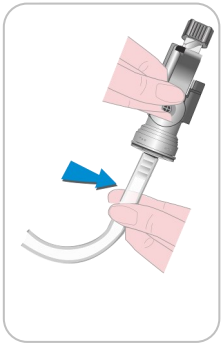
Characteristics

- Intuitive use
- Hygienic and easy to clean
- Simple to undo manually
- Robust
- Guaranteed functioning with the Vitop® Original
- Certified for food contact
- Works with a pump and by gravity
- Anti-return valve
- End-fitting standard diameter: 10 mm, 6 mm and 13 mm also available
- T, L or standard shaped end-fittings

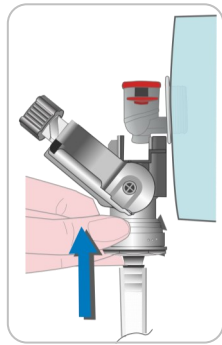


End-fittings

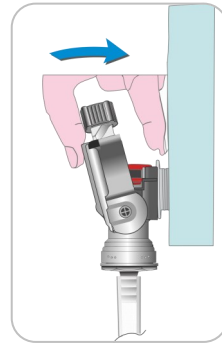
How to connect the S Connector



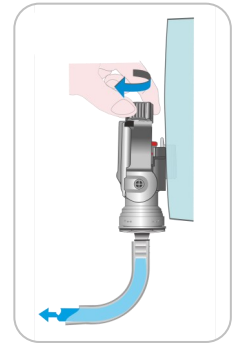
Place the tube on the connector



Place the tap inside the connector

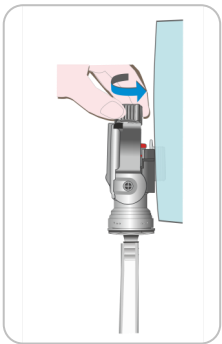


Push (pivot) to close the connector

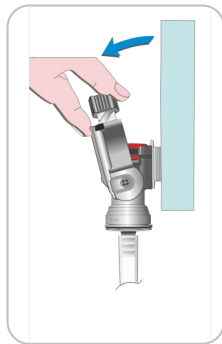


Screw the top button

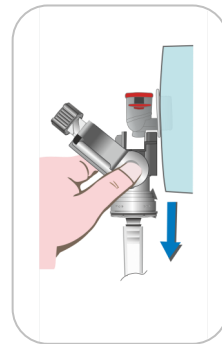
How to disconnect the S Connector



Open the connector



Pull (pivot) open the connector

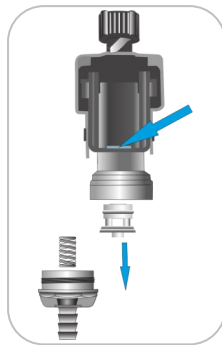


Remove the connector

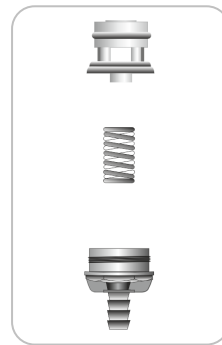
How to dismantle the S Connector



Unscrew the end-fitting



Apply pressure from above to remove the valve




Clean the valve, spring and the connector body, if necessary



Lubricate the valve with a food grease spray

How to reassemble the S Connector



Replace the valve into the connector and the spring into the end-fitting



Assemble the connector
Screw tightly on the end-fitting

vitop □□□

Via E. Ferrari, 39 - Zona Industriale D3
15121 ALESSANDRIA - Italy
Tel: +39 0131 241601 - www.vitop.fr tap@vitop.fr



Taps