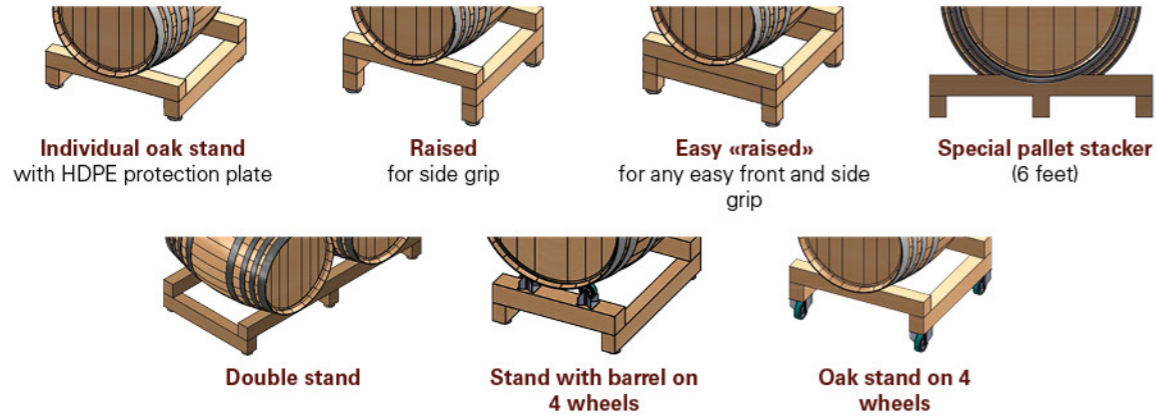
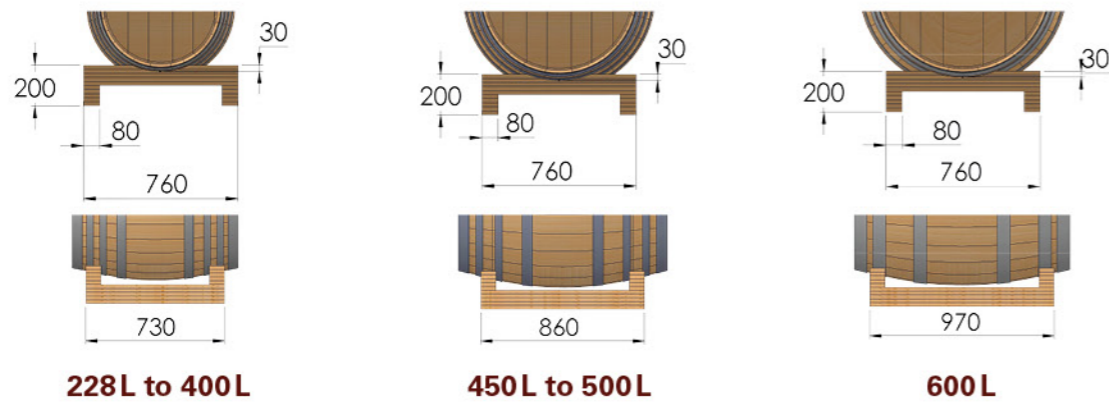


BARRELS STAND

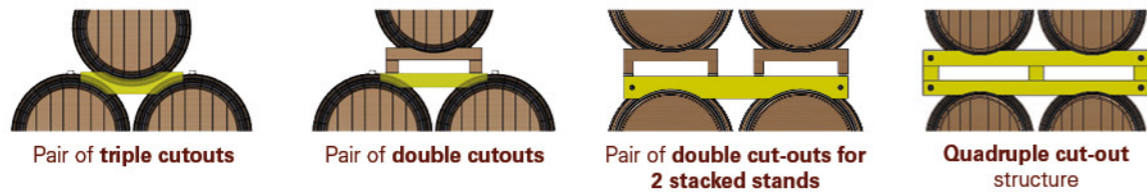
Type of stand



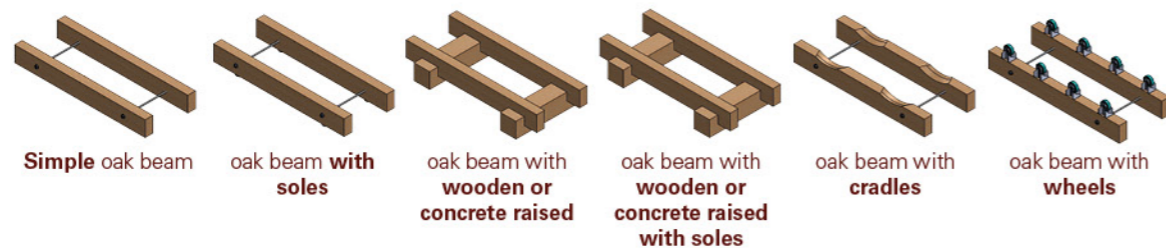
Dimensions of individual oak stands



Cross bar for stacking



Oak beam



BARREL USER ADVICE

COMMISSIONING & MAINTENANCE OF BARRELS



If a leak appears, fill the barrel full of water and leave until the leak is plugged.
Caution: Do not leave the barrel full of water for longer than 24h. Empty the barrel and rinse with fresh water before leaving to drain.

PROLONGED STORAGE OF NEW BARRELS



- 1 Leave the barrels with their **protective plastic covering**.
- 2 Store barrels in an environment conforming to the following specifications

Humidity: around 75-85%

No air currents

Low light

Cover exposed parts to protect against UV



As a general rule, to maintain barrel quality, we recommend storing empty barrels in a cool, humid environment, away from sunlight and contact with air.